



DURASID®
easy lasting sidings

SIDINGS



What are Durasid® sidings?

DURASID® is a complete sidings system for a wide range of uses in new construction and renovation. DURASID® profiles are made of a core of hard foam covered with a durable, co-extruded top layer. A decorative wood grain structure is applied in the outer layer - DURASID® combines all the best features of other sidings. DURASID® has the charm and appearance of natural wood plus the ease of maintenance of plastic. It has therefore quickly managed to become a smart and valuable alternative to sidings in other materials.

DURASID® also wins out on several fronts in terms of the ease of installation because it is part of a complete system that comprises all the required finishing pieces for a smooth, professional installation.

Plastivan also manufactures a complete range of fascias under the brand name BELTECTO®. These building materials are ideally suited for new construction and renovation projects. They can be combined with all types of facade finishing, in particular DURASID® sidings, of course.

Benefits of hard foam PVC

Durable and longer-lasting

Hard foam PVC is a durable and resistant plastic that withstands the rigours of time and weather. This guarantees that the sidings will still look as good as new after many years. In addition, the profiles are coloured right through, so you will never have to paint or oil them.

A warm and natural appearance

A permanent wood grain structure with a natural appearance is applied to the co-extruded protective top layer. This means that DURASID® sidings can barely be distinguished from genuine wood and gives them a warm, natural appearance.

Simple to put in place

DURASID® profiles in hard foam PVC are considerably lighter than equivalent products in solid wood or fibre cement. Handling and installing them is therefore easier and they make less heavy demands on the facade or the supporting structure. In addition, the tongue and groove joints make them quick to install.

Easy to maintain

The top layer makes sure that the structure is closed. Dirt and green algae deposits can therefore not penetrate the top layer of the material - a problem that does often occur in porous materials such as wood and fibre cement. Superficial dirt can be easily removed using a sponge, brush or high-pressure hose (max. 80 bar), plus a mild detergent if necessary.

Perfectly impact-resistant

You do not need to worry about damage if you use DURASID® sidings. Remember, this is a material that is known for its superb impact resistance. With alternative materials, impacts may result in a permanent dent relatively quickly, or may even crack the profile.

Protecting and upgrading the outer wall

DURASID® sidings protect your outer wall and add value to your new home or renovation project. The panels also protect any insulation layers inside against all kinds of weather, guaranteeing that optimum insulation will be retained way into the future.


Numerous applications

DURASID® can be used for private homes, chalet building and industrial construction. It is also perfect for cladding entire walls, gables, dormers and roof overhangs. It creates a stylish, uniform design and finish.

Wide choice of colours and finishings

DURASID® outer wall cladding panels are available in 11 timeless colours and in 3 variants. They can be fitted horizontally or vertically. A series of handy finishing profiles in plastic and painted aluminium have been developed as well. These guarantee it will look good and the structure will be solid, with perfectly finished corners and joints.





DURASID® outer wall cladding panels are made of a core of durable hard foam PVC plus an extremely resistant co-extruded top layer with a wood grain structure. Three types of profile are available, all in lengths of 5 m.

- **single siding 167 mm:** an overlapping variant with a natural look
- **rebate 167 mm:** this variant can be fitted horizontally or vertically
- **double siding 333 mm:** a double variant that can be installed even more quickly

DURASID®
ORIGINAL

Single siding
167 mm

SINGLE SIDING 167 MM



90 (RAL 9010)




91 (RAL 9001)




92 (RAL 1015)



93 (RAL 7035)



94 (Camel)



95 (RAL 7016)

	Item no.	Colours	Length	Drawing
Two-part edge profile	524150	90, 91, 92, 93, 94, 95	5m	
Starting profile	524200	White	5 m	
Ventilation profile	524250	Black	2,5 m	
Connecting profile	524300	90, 91, 92, 93, 94, 95	5 m	
Standard connector (single)	524360	90, 91, 92, 93, 94, 95		
Invisible connector (single)	524361	90, 91, 92, 93, 94, 95		
Two-part inside and outside corner	524450	90, 91, 92, 93, 94, 95	5 m	
Painted aluminium corner	524451	90, 91, 92, 93, 94, 95	5 m	
Corner profile	524500	90, 91, 92, 93, 94, 95	5 m	
Painted aluminium corner profile	524560	93, 94	5 m	






DURASID®
ORIGINAL

Rebate
167 mm

REBATE 167 MM



90 (RAL 9010)




91 (RAL 9001)




92 (RAL 1015)



93 (RAL 7035)




94 (Camel)



95 (RAL 7016)

	Item no.	Colours	Length	Drawing
Two-part edge profile	524150	90, 91, 92, 93, 94, 95	5m	
Starting profile	524200	White	5 m	
Ventilation profile	524250	Black	2,5 m	
Connecting profile	524300	90, 91, 92, 93, 94, 95	5 m	
Invisible connector (rebate)	524362	90, 91, 92, 93, 94, 95		
Two-part inside and outside corner	524450	90, 91, 92, 93, 94, 95	5 m	
Painted aluminium corner	524451	90, 91, 92, 93, 94, 95	5 m	
Corner profile	524500	90, 91, 92, 93, 94, 95	5 m	
Painted aluminium corner profile	524560	93, 94	5 m	





DURASID®
ORIGINAL

Double siding
333mm

DOUBLE SIDING 333 MM



90 (RAL 9010)




91 (RAL 9001)




92 (RAL 1015)



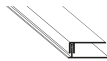



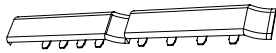





93 (RAL 7035)




94 (Camel)



95 (RAL 7016)

	Item no.	Colours	Length	Drawing
Two-part edge profile	524150	90, 91, 92, 93, 94, 95	5m	
Starting profile	524200	White	5 m	
Ventilation profile	524250	Black	2,5 m	
Connecting profile	524300	90, 91, 92, 93, 94, 95	5 m	
Standard connector (double)	524350	90, 91, 92, 93, 94, 95		
Invisible connector (double)	524351	90, 91, 92, 93, 94, 95		
Two-part inside and outside corner	524450	90, 91, 92, 93, 94, 95	5 m	
Painted aluminium corner	524451	90, 91, 92, 93, 94, 95	5 m	
Corner profile	524500	90, 91, 92, 93, 94, 95	5 m	
Painted aluminium corner profile	524560	93, 94	5 m	




Durasid® Natural: applying a specific technique to the wood grain structure of the hard foam panels creates an exceptionally natural appearance.

DURASID®
NATURAL

Single siding
167 mm

SINGLE SIDING 167 MM



Silver (SV)




Cedar (CD)



Graphite (GP)




Olive (OV)



Walnut (WL)

	Item no.	Colours	Length	
Single siding 167 mm	523167	Silver (SV) Cedar (CD) Graphite (GP) Olive (OV) Walnut (WL)	5 m	
	Item no.	Colours	Length	Drawing
Two-part painted aluminium edge profile	524160	93 - RAL 7035 (SV) 94 - Camel (CD) 96 - RAL 7039 (GP) 97 - RAL 7023 (OV) 98 - RAL 7013 (WL)	5m	
Starting profile	524200	White	5 m	
Ventilation profile	524250	Black	2,5 m	
Invisible connector (single)	524361	93 - RAL 7035 (SV) 94 - Camel (CD) 96 - RAL 7039 (GP) 97 - RAL 7023 (OV) 98 - RAL 7013 (WL)		
Two-part painted aluminium inside and outside corner	524460	93 - RAL 7035 (SV) 94 - Camel (CD) 96 - RAL 7039 (GP) 97 - RAL 7023 (OV) 98 - RAL 7013 (WL)	5 m	
Painted aluminium corner profile	524560	93 - RAL 7035 (SV) 94 - Camel (CD) 96 - RAL 7039 (GP) 97 - RAL 7023 (OV) 98 - RAL 7013 (WL)	5 m	





Soffits







After the outer wall has been cladded neatly with durable DURASID® sidings, the same can now be done for the soffits. Use the BELTECTO® product range: it contains various types of hollow cladding profiles that are available in most of the DURASID® colours. You can also use DURASID® vertical sidings cladding for soffits.

Fascias

The fascias finishing is then completed using BELTECTO® construction profiles, which are made of hard foam PVC. Although hard foam PVC is solid rather than hollow board, its low density and good processing characteristics mean that it can be processed just as easily as wood. These extremely durable fascia boards are available in various types and in widths of up to 454 mm. Most of the DURASID® colours are available here too.

BELTECTO® panels are resistant to UV and all weathering effects. So painting them is a thing of the past!

BELTECTO® building materials protect your fascias, creating a stylish appearance and giving you many years of pleasure because of their low-maintenance finish.



Durasid® Original & Natural installation instructions

Before you start fitting the panels, we recommend reading all the installation instructions carefully. Consult the website for the latest installation instructions.. Plastivan does not accept any responsibility if these instructions are not observed.

Wooden framework

The wooden framework acts as the basis for the DURASID® panels. This framework must be aligned properly on an even surface. The minimum size for the impregnated battens is 24x32 mm.

The battens must be mounted on the wall vertically, at regular intervals of not more than 500 mm. The maximum interval between the battens is only 300 mm for dark colours (such as RAL 7016) and DURASID® Natural panels (fig. 1).

Ventilation




Vertical ventilation behind the panels is very important to prevent condensation, fungus formation or distortion if temperature differences get too high. Never fill the space between roof battens with insulation. Instead, place insulation material or a moisture barrier behind the battens. If insulation is used, make sure there is 32 mm space between the insulation material and the panels. If you are not using insulation, a free space of 24 mm behind the panels will be enough. Always make sure there is at least 22 mm free space below the bottom panel and above the top panel and finish that space with the ventilation profile (figs. 2 and 3).

Fitting

Mount the ventilation profile and the starting profile together onto the front of the battens. DURASID® panels are always positioned using the tongue and groove principle and mounted in the nail hook groove using stainless steel screws. Lengthwise, joints between two DURASID® panels are made using a connector: either the standard connector or the invisible one. Always allow expansion joints of 1 mm/m for each panel: both up against the connectors and onto the finishing profiles (figs. 3 and 4).

Finishing

The various finishing profiles make it possible to finish an edge and inside or outside corner. These profiles can also be used for finishing around windows and doors. They can be combined with BELTECTO® hard foam rebates as needed. The working method for the two-part finishing profiles is always the same: the base profile part is attached to the battens and the finishing profile part is clicked onto the base profile after the DURASID® panels have been installed (figs. 5 and 6).



Maintenance

DURASID® sidings are low-maintenance. Sanding, painting or oiling are no longer needed. The closed surface structure means that the panels do not absorb moisture, virtually eliminating algal growth and moss formation. Superficial dirt from dust, exhaust gases, air pollution, etc. can be cleaned using a sponge, soft brush or high-pres-

sure hose (max. 80 bar and with the nozzle at least 50 cm away). The water must be clean or mixed with a mild household detergent. Aggressive substances or solvents must never be used. Grease and oil stains can be removed using a household degreasing agent.

Guarantee

The official guarantee that the supplier of raw materials has given to Plastivan NV means that there is a 10-year guarantee with regard to UV-resistance for the following colours from the DURASID® product range: RAL 9010 - RAL 9001 - RAL 1015 - RAL 7035 - Camel.

A 5-year guarantee applies for the colours Anthracite Grey (RAL 7016), Silver, Cedar, Graphite, Olive and Walnut. This guarantee states that the extruded panels will not discolour excessively as a result of ultraviolet light. For more information and terms and conditions, please refer to www.durasid.com.

Technical information

	Test carried out	Hard foam core	Durasid Original	Durasid Natural
Density	ISO 1183-1	0,5 g/cm ³	0,5 – 0,6 g/cm ³	0,4 - 0,5 g/cm ³
Vicat softening temperature	ISO 306	78,0 °C	50 – 60 °C	50 – 60 °C
Ash content at 1000°C	ISO 3451-A	5,0 %	6,0 – 8,0 %	6,0 – 8,0 %
Dehydrochlorination test	ISO 182-2	27 min		
DHC stabilization time	ISO 182-3		29 – 30 min	29 – 30 min
DHC induction time	ISO 182-3		26 – 28 min	26 – 28 min
Fire behaviour (anthracite)	NBN EN 13501-1		N.P.D.	
Fire behaviour (other colours)	NBN EN 13501-1		C s3 d2	N.P.D.
Impact resistance	EN 477/EN 13245-2	N.A.	1,5 m	1,5 m
Shore D hardness	DIN 53505	56		
Flexural strength	NBN EN ISO 178	1200 MPa	24 – 29MPa	
Modulus of elasticity	NBN EN ISO 178		1,2 – 1,5GPa	
Tensile strength	ISO 527-2		12 – 14 N/mm ²	
Stretch at breaking point	ISO 527-2		42 – 52 %	
Shrinking	EN 479		≤ 6,0 %	≤ 6,0 %
Tensile impact strength (anthracite)	NBN EN ISO 8256		13,5 kJ/m ²	
Tensile impact strength (other colours)	NBN EN ISO 8256		35,0 kJ/m ²	
Linear thermal expansion coefficient ⁽¹⁾	ASTM D696		0,055mm/m/°C	
Frost resistance	NBN EN 539-2 & 1304		frost-resistant	frost-resistant
Water absorption	Moisture movement		none	none
Water absorption	ISO 2179	0,28 mg/cm ²		
Wind resistance	EN 12211		C2	
Thermal transfer coefficient	EN 12667		0,07 W/mK	0,07 W/mK
Impact resistance, service test	EOTA TR 001		100 – 400 Nm & 6 Nm	
Impact resistance, safety test	EOTA TR 001		700Nm & 10 Nm	

⁽¹⁾ Except in anthracite



Plastivan NV, whose manufactured products include the DURASID® sidings systems, is a Belgian company with over 50 years of experience in extruded PVC and WPC products. It has various production sites and sales offices both in Belgium and abroad.

DURASID®
easy lasting sidings
by PLASTIVAN

WWW.DURASID.COM
INFO@DURASID.COM